

Capacity Tracker Changes- September 2021



What Has Changed?

- Addition of COVID Booster Dose and Flu Vaccination Fields for both Care Homes and Domiciliary/Supported Living Providers.
- Care Home's No Longer Required to Break Down Data by Staff Type- Just Permanent Staff and Agency Staff.
- Providers No Longer Required to Split Out Those Who Have Had Vaccine Dose/Those Who Haven't/Those Where Vaccine Status Unknown.
- All Providers Can Now See Their Track and Trace Data (With a Four Day Delay)



Care Homes- COVID Questions



Vaccinations

First COVID Vaccination

The data entered for First Dose must not exceed the Total Number of Residents AND Workforce Totals entered.

Number known to have had the first dose of the COVID vaccination

0 /17 total (0%)

Residents

0 /32 total (0%)

Directly Employed Staff

0 /0 total (0%)

Agency/Bank

Second COVID Vaccination

Numbers that have had the 2nd dose must be less than or equal to those that have had the 1st dose of the vaccination.

Number known to have had the second dose of the COVID vaccination

0 /17 total (0%)

Residents

0 /32 total (0%)

Directly Employed Staff

0 /0 total (0%)

Agency/Bank

Care Homes- COVID Boosters and Flu Vaccinations



COVID Vaccination Booster

Number known to have had the
COVID vaccination booster

0 /17 total (0%)
Residents

0 /32 total (0%)
Directly Employed Staff

0 /0 total (0%)
Agency/Bank

Flu Vaccination

Number known to have had this
season's Flu vaccination

0 /17 total (0%)
Residents

0 /32 total (0%)
Directly Employed Staff

0 /0 total (0%)
Agency/Bank

Domiciliary Care/Supported Living



Workforce / Vaccinations

How many staff in your organisation have face-to-face contact with the people you support?

Include managers and supervisors who also meet this criteria. Also include staff who may currently be on sick leave, who are self-isolating, or absent for any other reason. Do not include staff who do not have face-to-face contact with the people you support.

How many staff who deliver care to people are not working because of coronavirus?

Includes staff who are self-isolating or have care commitments

COVID Vaccinations

Number known to have had the first dose of the COVID vaccination

Number known to have had the second dose of the COVID vaccination

Number known to have had the COVID vaccination booster

Flu Vaccination

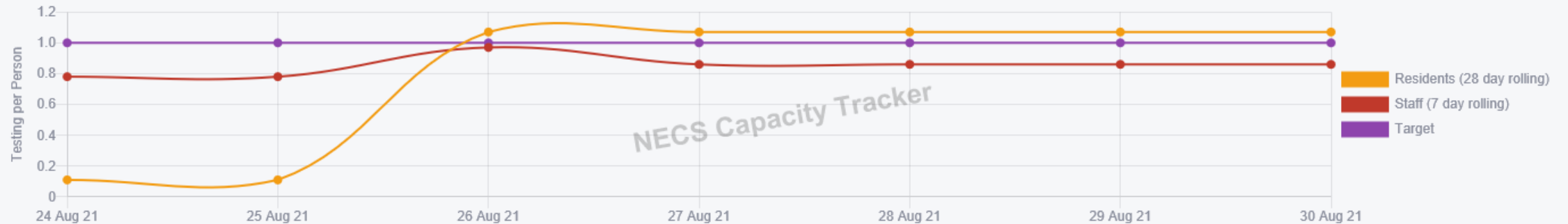
Number known to have had this season's flu vaccination

Track and Trace- All Providers Now Able to See Their Data



Testing Compliance (Care Homes only) Period shown indicated on x-axis

[About compliance data](#)

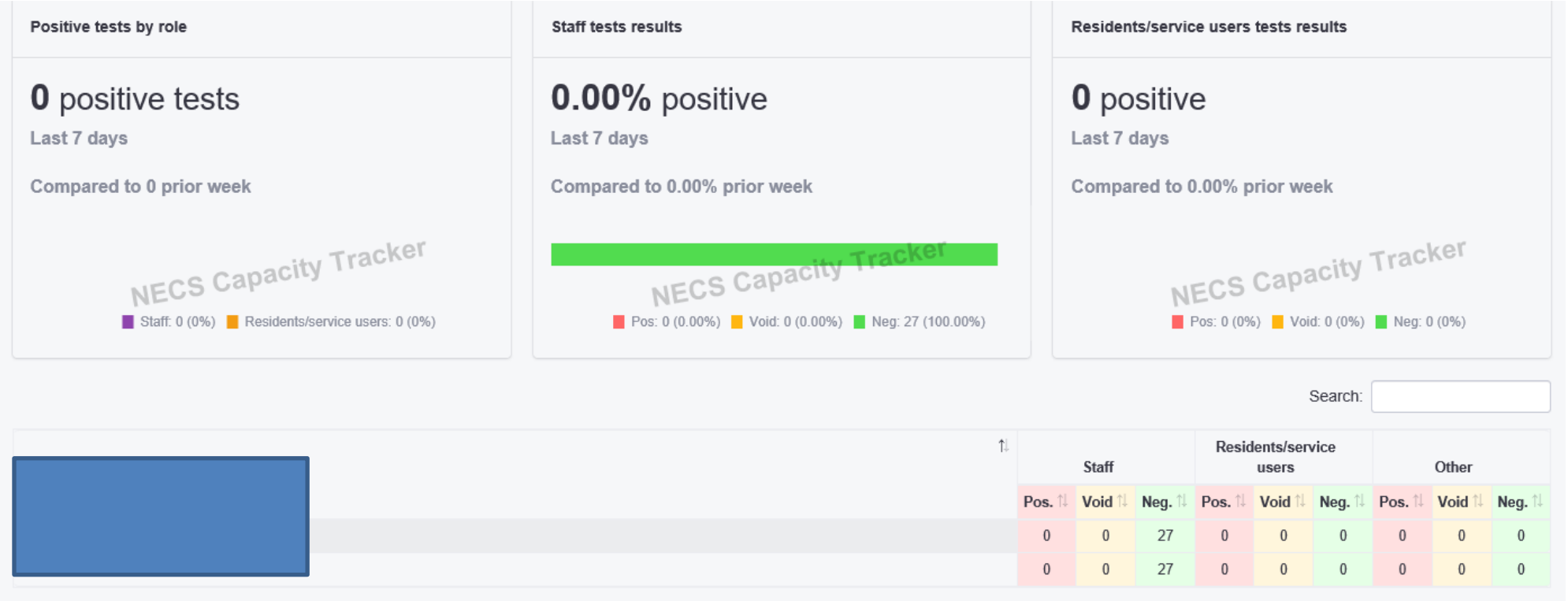


Testing Results

[About results data](#)

Data for 24 Aug 2021 - 30 Aug 2021

Track and Trace- All Providers Now Able to See Their Data



Why is Updating the Capacity Tracker Daily Important and What is This Data Used for?



National, regional and local teams regularly review workforce information to help review their planning process, as well as to provide more timely support to providers.

- Used to more rapidly identify appropriate vacancies/hours available for those requiring care.
- Tracking of COVID cases and identifying any local trends
- Being used as early signals to monitor recruitment issues and possible spend on agency staffing.
- Support recruitment for providers who are flagging they have high absence rates.
- To assist with identification of risks around workforce within the system.
- Used to track any issues with vaccine uptake and help support homes with any barriers to access/supply issues.

What Information Do CCG/Local Authority See? - Vaccinations



All Providers											
Residents/Patients				Staff				Agency/Bank			
COVID 1	COVID 2	Booster	Flu	COVID 1	COVID 2	Booster	Flu	COVID 1	COVID 2	Booster	Flu
1946	1915	0	0	2714	2598	0	0	115	98	0	0
17	17	0	0	31	28	0	0	0	0	0	0
17	17	0	0	33	33	0	0	0	0	0	0
28	28	0	0	37	36	0	0	0	0	0	0
75	75	0	0	64	64	0	0	2	2	0	0
16	15	0	0	26	24	0	0	1	1	0	0
14	14	0	0	15	15	0	0	0	0	0	0
51	51	0	0	57	57	0	0	0	0	0	0
12	12	0	0	14	13	0	0	0	0	0	0
16	16	0	0	49	45	0	0	0	0	0	0
84	83	0	0	121	115	0	0	4	4	0	0
14	13	0	0	13	13	0	0	0	0	0	0
90	88	0	0	110	103	0	0	36	29	0	0
4	4	0	0	29	29	0	0	5	5	0	0
28	28	0	0	32	32	0	0	0	0	0	0
53	51	0	0	51	49	0	0	5	5	0	0

All Providers											
Residents/Patients				Staff				Agency/Bank			
COVID 1	COVID 2	Booster	Flu	COVID 1	COVID 2	Booster	Flu	COVID 1	COVID 2	Booster	Flu
98%	97%	0%	0%	95%	91%	0%	0%	86%	74%	0%	0%
100%	100%	0%	0%	97%	88%	0%	0%	0%	0%	0%	0%
100%	100%	0%	0%	100%	100%	0%	0%	0%	0%	0%	0%
97%	97%	0%	0%	90%	88%	0%	0%	0%	0%	0%	0%
100%	100%	0%	0%	100%	100%	0%	0%	100%	100%	0%	0%
100%	94%	0%	0%	100%	92%	0%	0%	100%	100%	0%	0%
100%	100%	0%	0%	94%	94%	0%	0%	0%	0%	0%	0%
100%	100%	0%	0%	100%	100%	0%	0%	0%	0%	0%	0%
100%	100%	0%	0%	88%	81%	0%	0%	0%	0%	0%	0%
100%	100%	0%	0%	98%	90%	0%	0%	0%	0%	0%	0%
99%	98%	0%	0%	100%	95%	0%	0%	80%	80%	0%	0%
100%	93%	0%	0%	100%	100%	0%	0%	0%	0%	0%	0%
99%	97%	0%	0%	94%	88%	0%	0%	92%	74%	0%	0%
100%	100%	0%	0%	100%	100%	0%	0%	45%	45%	0%	0%
93%	93%	0%	0%	94%	94%	0%	0%	0%	0%	0%	0%
100%	96%	0%	0%	100%	96%	0%	0%	100%	100%	0%	0%

What Information Do CCG/Local Authority See? - Outbreaks

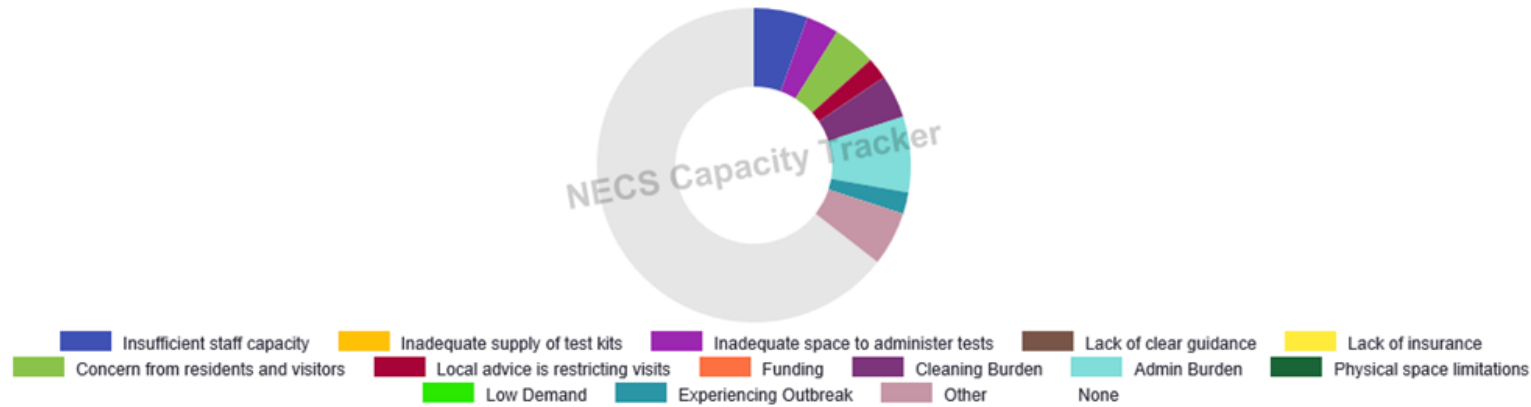


Outbreak Start	Last Known Case of CV-19	Duration	Confirmed CV-19 cases in outbreak		Suspected CV-19 cases in outbreak		Status
			Staff	Residents	Staff	Residents	
11/06/2020	30/08/2021		381	163	159	68	
9/01/2021	14/01/2021	33 days	9	16	12	0	Recovered
5/07/2021	5/07/2021	28 days	1	0	1	0	Recovered
2/11/2020	5/11/2020	31 days	6	0	0	0	Recovered
8/01/2021	8/01/2021	28 days	2	0	0	0	Recovered
14/07/2021	14/07/2021	28 days	2	0	0	0	Recovered
30/07/2020	30/07/2020	28 days	0	0	0	2	Recovered
6/01/2021	11/01/2021	33 days	3	0	0	0	Recovered
9/08/2021	25/08/2021	25 days	6	10	2	4	Ongoing
12/01/2021	19/01/2021	35 days	4	0	1	0	Recovered
29/10/2020	1/02/2021	123 days	63	0	28	0	Recovered
28/10/2020	30/10/2020	30 days	3	0	0	0	Recovered
2/02/2021	11/03/2021	65 days	3	9	1	1	Recovered
28/06/2021	16/08/2021	67 days	2	0	3	0	Ongoing
11/06/2020	16/11/2020	186 days	13	3	9	7	Recovered
31/07/2020	4/08/2020	32 days	0	0	0	4	Recovered

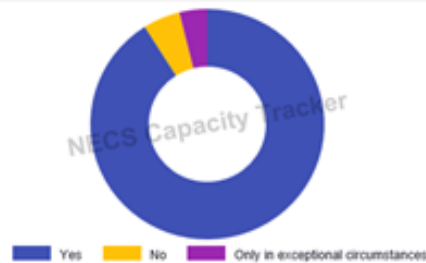
What Information Do CCG/Local Authority See? - IPC Questions



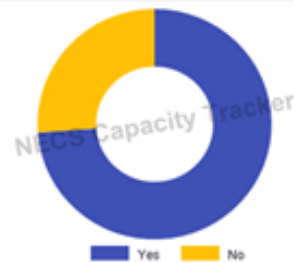
Burdens/Barriers to visiting?



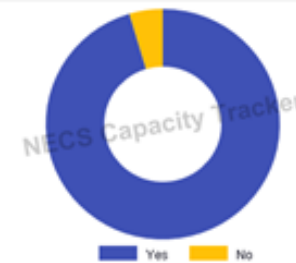
Can residents take part in visits (Last 7d)?



Visiting - Essential Care Giver Visits



Visiting - Named Visitors



What Information Do CCG/Local Authority See?

- Domiciliary Care



Service Users	COVID (Confirmed)	COVID (Suspected)	Total Staff	Staff Absent (COVID)	PPE Aprons		PPE Eye Protection		PPE Gloves		PPE Masks		PPE Sanitiser		Extra Hours?	Extra Hours (#)	Staff Vaccinations			
					Green	Red	Green	Red	Green	Red	Green	Red	Green	Red			COVID #1	COVID #2	COVID Booster	Flu
2728	7	1	2679	42	64	0	64	0	64	0	64	0	64	0		927	2325	2056	0	0
18	0	0	19	0	Green		Green		Green		Green		Green		Yes	12	19	19	0	0
79	0	0	36	0	Green		Green		Green		Green		Green		No	0	34	34	0	0
38	0	0	12	0	Green		Green		Green		Green		Green		Yes	0	11	8	0	0
31	0	0	21	0	Green		Green		Green		Green		Green		No	0	20	20	0	0
46	0	0	60	0	Green		Green		Green		Green		Green		Yes	100	47	31	0	0
41	0	0	21	0	Green		Green		Green		Green		Green		Yes	50	19	13	0	0
6	0	0	13	0	Green		Green		Green		Green		Green		No	0	13	11	0	0
35	0	0	56	0	Green		Green		Green		Green		Green		No	0	54	53	0	0

Any Questions or Issues Relating to the Capacity Tracker

Please Contact
Your Local Authority System Champion

Or
Sam Varo- CCG System Champion

Or
National Capacity Tracker Helpdesk
(Technical Queries)- 01916913729

