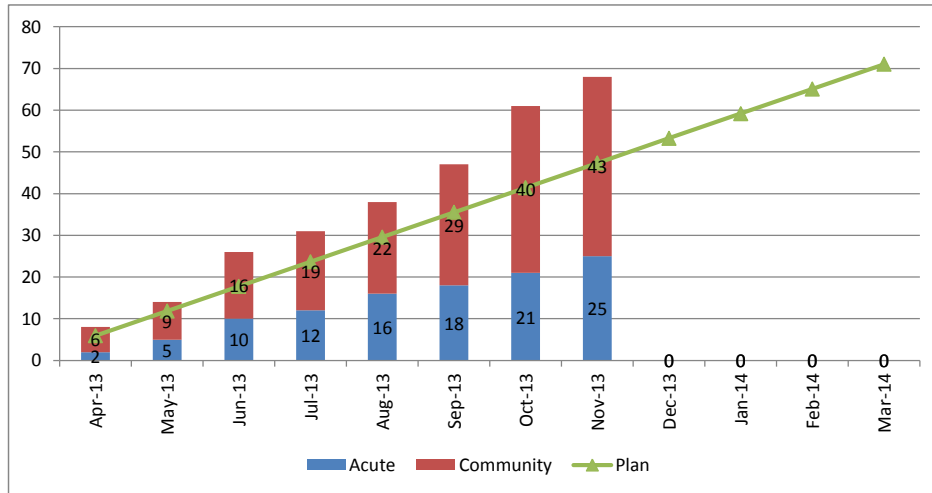


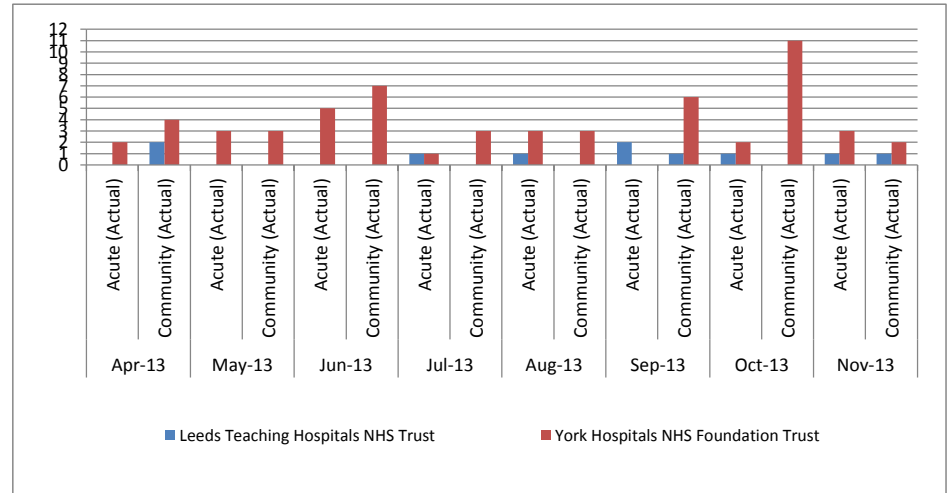
Report/Analysis title:	<b>Healthcare Acquired Infections Summary</b>
Date Updated:	16 December 2013
Version number	v1.23
Task Description/Purpose:	To show the cumulative MRSA and Clostridium Difficile cases against plans for the 4 North Yorkshire CCGs. To show the cumulative MSSA and E.Coli cases for the 4 North Yorkshire CCGs.
Data Time Period:	April 2013 to November 2013
Key messages/Narrative:	Acute trusts have their own set target reduction to deliver that focuses on the patients they are responsible for - roughly defined as anyone admitted to their hospital and number of infections in first Xhrs.
Data Source(s):	HPA - HCAI Performance Database
Caveats:	
Worksheet Links:	<a href="#">Summary</a>
User Instructions:	
Customer Name (if appropriate):	
Customer Contact Tel:	
Date of Request:	
BI Contact Name(s):	Mark Butcher
BI Contact Title:	Performance Analyst
BI Contact Tel:	07540669616
BI Contact E-Mail:	<a href="mailto:mark.butcher@nhs.net">mark.butcher@nhs.net</a>

CCG:  ▼

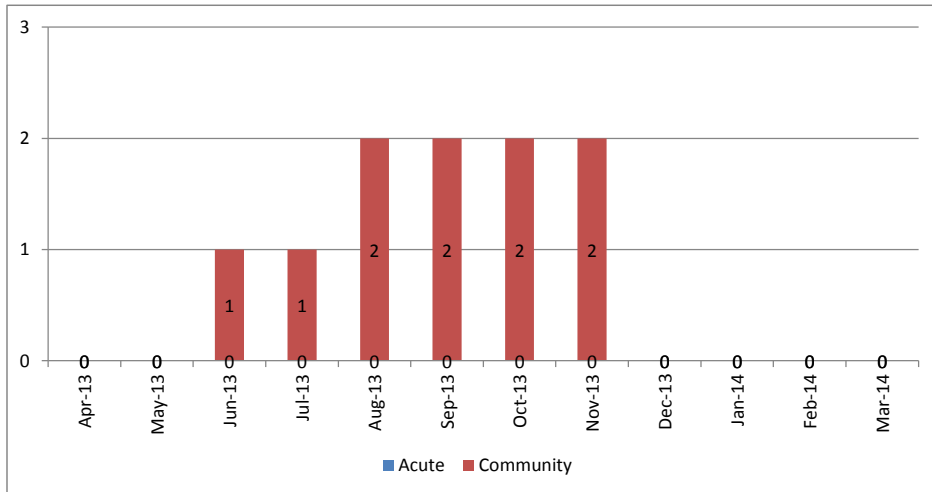
Cumulative Position for C.Dif split by Hospital & Community attributed cases against Plan



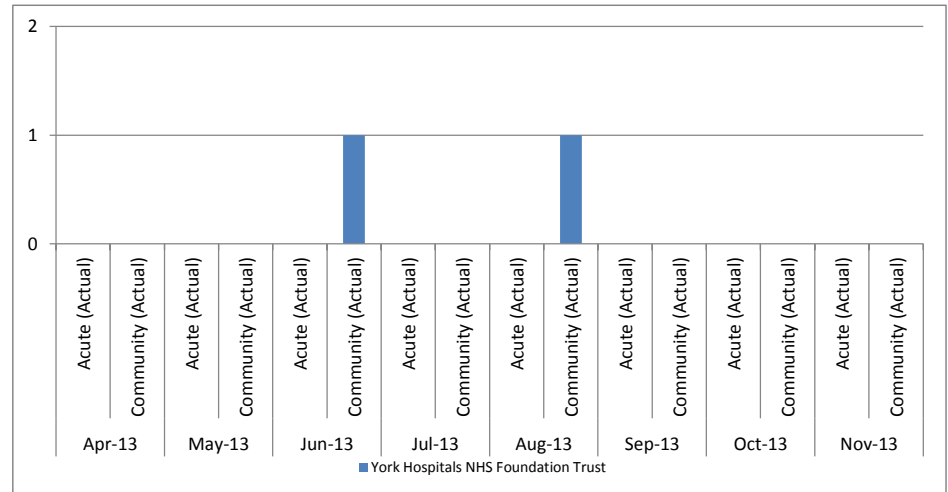
Monthly Position for Hospital & Community Attributed C.Dif cases split by Trust



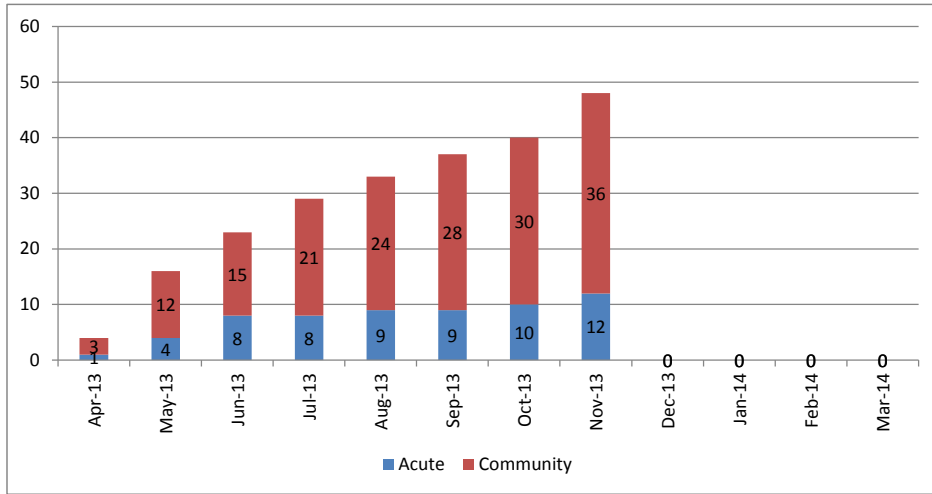
Cumulative Position for MRSA split by Hospital & Community attributed cases against Plan



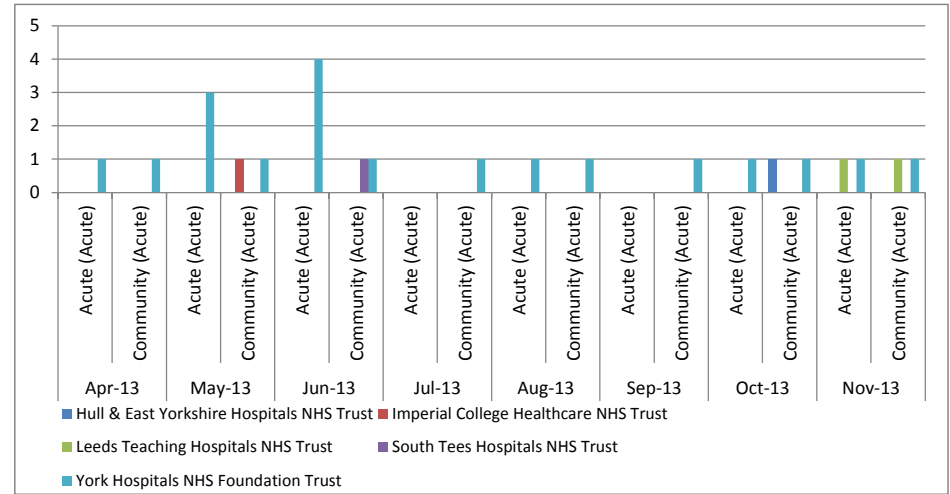
Monthly Position for Hospital & Community Attributed MRSA cases split by Trust



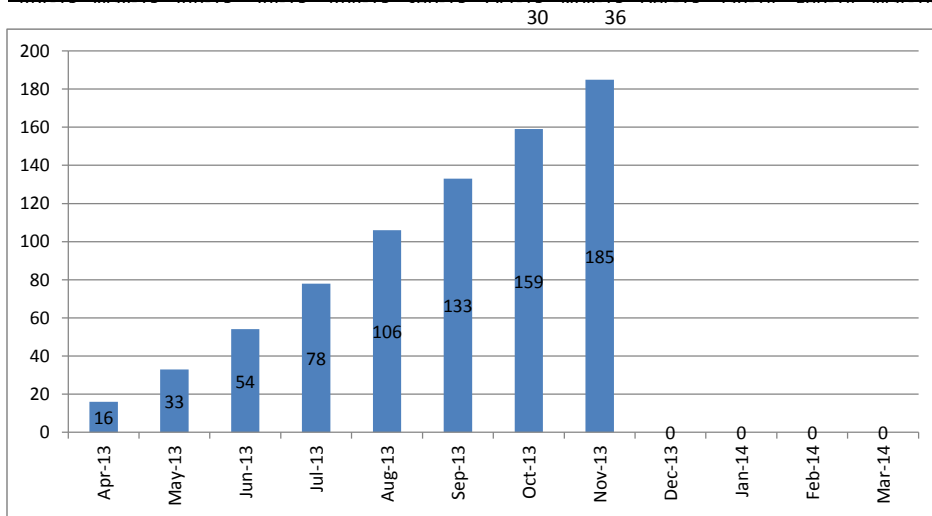
Cumulative Position for MSSA split by Hospital & Community



Monthly Position for Hospital & Community Attributed MSSA cases split by Trust



Cumulative Position for E.Coli



Monthly Position for E.Coli cases split by Trust

